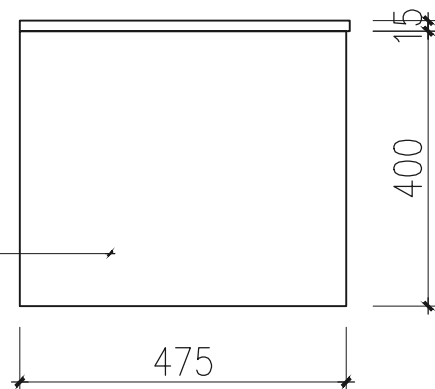


Front View

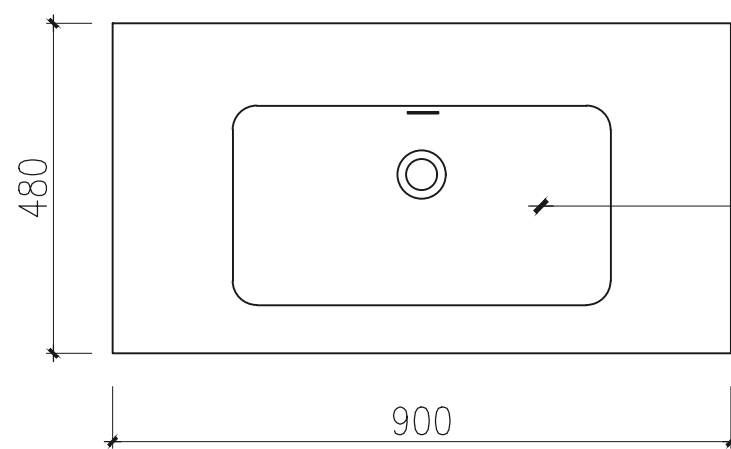
Drawer interior with light

M050/M104/V031

M002 Matte White

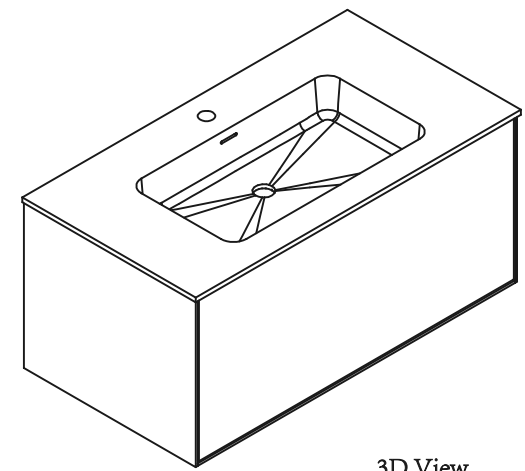
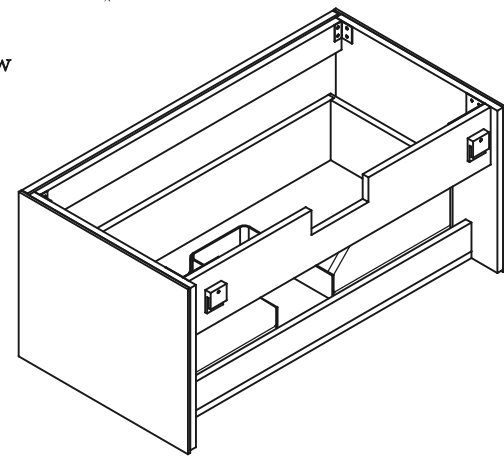


Side View



Top View

Matte white solid surface integrated basin.



3D View

Specifications:

1. The material is E1 grade plywood;
2. 350 Unihopper full pull rebound guide rail;
3. Cabinet color M050/M104/V047, Metal drawer box, aluminium cut-out part, drawer bottom board texture material;
4. Conventional corner code, metal U groove 250*160;
5. Size tolerance ± 2 ;